


ANP101 Series

Single Class 2, Slim Size; 0-10V Dimmable LED Driver



Features and Applications:

- One Class 2 DC Output
- **Output Options (Dimension #1): 96W / 75W / 60W**
- Output Options (Dimension #2): 40W / 20W
- Output Options: CC or CV Mode, 12V / 24V / 48V
- Active Power Factor Correction
- Built For Dry / Damp or Wet Location Applications
- 0-10V Dimming Option Available

All specifications are typical at nominal input, full load, at 25°C unless otherwise stated.

Electrical Specifications

INPUT

Input Voltage Range	108-305Vac, (Rated 120 - 277Vac)
Input Frequency	47 - 63Hz
Input Current	max. 1.2A@120Vac/50Hz,full load
Inrush Current	30A @230Vac input/50Hz,full load cold start
Leakage Current	0.5mA max.
Power Factor	≥0.9 at 100% load, 277Vac
THD	<20% at 100% load, 277Vac

OUTPUT

Output Current Regulation	5% typical
Efficiency	86% typical at 100% load, 240Vac
Short Circuit Protection	Shutdown & Auto Recovery
Start-up Time	< 1 sec.
Dimming Control	0 - 10Vdc (10V for max. output)
Smart Output Option	Output current level set by resistor

Safety Certifications

CE	CE
cUL	E-File# E328880, E307120, also a Class P driver

General Specifications

Warranty Info / MTBF	Contact Amperor for detailed warranty and MTBF information
Dimension #1 (For 100W / 75W / 60W)	291mm x 30mm x 21mm 11.45" x 1.18" x 0.83"
Dimension #2 (For 40W / 20W)	250mm x 30mm x 21mm 9.85" x 1.18" x 0.83"

Environmental Specifications

Max. Operating Temp.	90°C @ Tcase (See Page 2 for Tcase Location)
Min. Operating Temp.	-20°C @ Tambient
Thermal Protection	Output shutdown @ Tcase=90°C
Storage Temp.	-40°C to +85°C
Relative Humidity	10% to 95% (non-Condensing)
Enclosure	Case sealed per IP65
Cooling	Conduction
RoHS	Compliant



EMC

Conducted Emissions	EN55015,FCC part 15 level B
Radiated Emissions	EN55015,FCC part 15 level B
Surge Protection	EN61000-4-5, Level 3 L-N: 2KV, L/N-PE: 2KV

Amperor Inc.
11320 Neeshaw Dr.
Houston, TX 77065
1-281-807-3320
<http://www.amperor.com>

Amperor Adelmann GmbH
Hanns-Martin-Schleyer- Strasse 30,
47877 Willich, Germany
+ 49 2154 8168900

Intertek Corp., an Amperor Company
4th, Fl, Far East World Center
Xintai 5th Rd., Xizhi Dist.,
New Taipei City, 22101, Taiwan R.O.C.
886-2-2698-2239

ANP101 Series

Single Class 2, Slim Size; Non-Dimmable
LED Driver



Order Information

Table1: ANP101-XXP1-277-YYYY-ZZ Model vs. Output Specifications

Model	Max. Output Voltage (V)	Rated Output Current (mA)	Vout Range (V)	Max. Pout (W)	Output Current Regulation	Efficiency
ANP101-12P1-277-5000L-1	12	5000	6 ~ 12	60	5%	86.00%
ANP101-24P1-277-4160L-1	24	4160	15 ~ 24	96	5%	86.00%
ANP101-24P1-277-2500L-1	24	2500	15 ~ 24	60	5%	86.00%
ANP101-48P1-277-2000L-1	48	2000	24 ~ 48	96	2%	86.00%
ANP101-48P1-277-1562L-1	48	1562	24 ~ 48	75	2%	86.00%
ANP101-48P1-277-1260L-1	48	1250	24 ~ 48	60	2%	86.00%
ANP101-48P1-277-0833L-1	48	833	24 ~ 48	40	2%	86.00%
ANP101-48P1-277-0416L-1	48	416	24 ~ 48	20	2%	86.00%
ANP101-42P1-277-1400L-1	42	1400	24 ~ 42	58.8	2%	86.00%
ANP101-34P1-277-1050L-1	34	1050	24 ~ 34	35.7	2%	86.00%
ANP101-34P1-277-0700L-1	34	700	24 ~ 34	23.8	2%	86.00%

Notes:

*Order 0-10V Constant Voltage mode Dimmable option by using:

ANP101-12P1-277-5000L-VD-1
ANP101-24P1-277-4160L-VD-1
ANP101-24P1-277-2500L-VD-1
ANP101-48P1-277-2000L-VD-1
ANP101-48P1-277-1562L-VD-1
ANP101-48P1-277-1260L-VD-1

*Order 0-10V Constant Current mode Dimmable option by using:

ANP101-12P1-277-5000L-CD-1
ANP101-24P1-277-4160L-CD-1
ANP101-24P1-277-2500L-CD-1
ANP101-48P1-277-2000L-CD-1
ANP101-48P1-277-1562L-CD-1
ANP101-48P1-277-1260L-CD-1

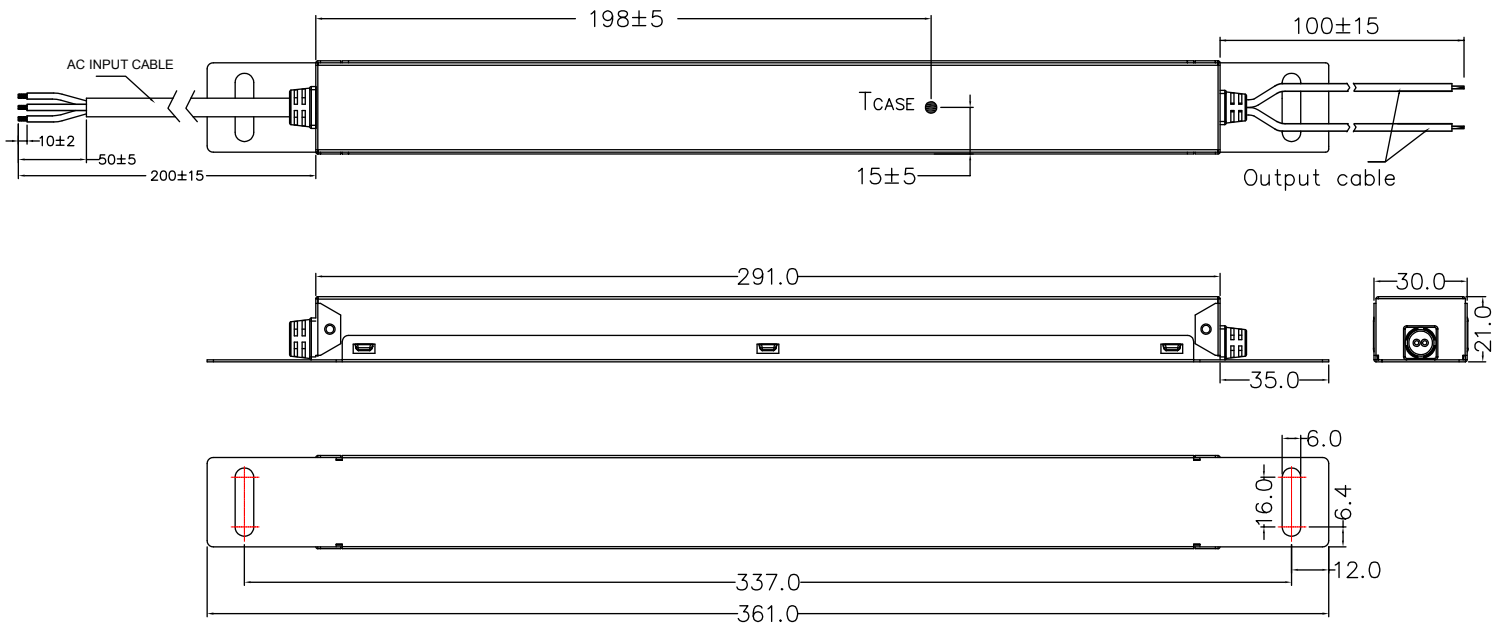
*ANP101-24P1-277-4160L-VD-2 is a special dimmable version with Wieland AC plug installed. Please see page 4 for the detailed drawing.

ANP101 Series

Single Class 2, Slim Size; 0-10V Dimmable
LED Driver



Mechanical Drawing



NOTE:

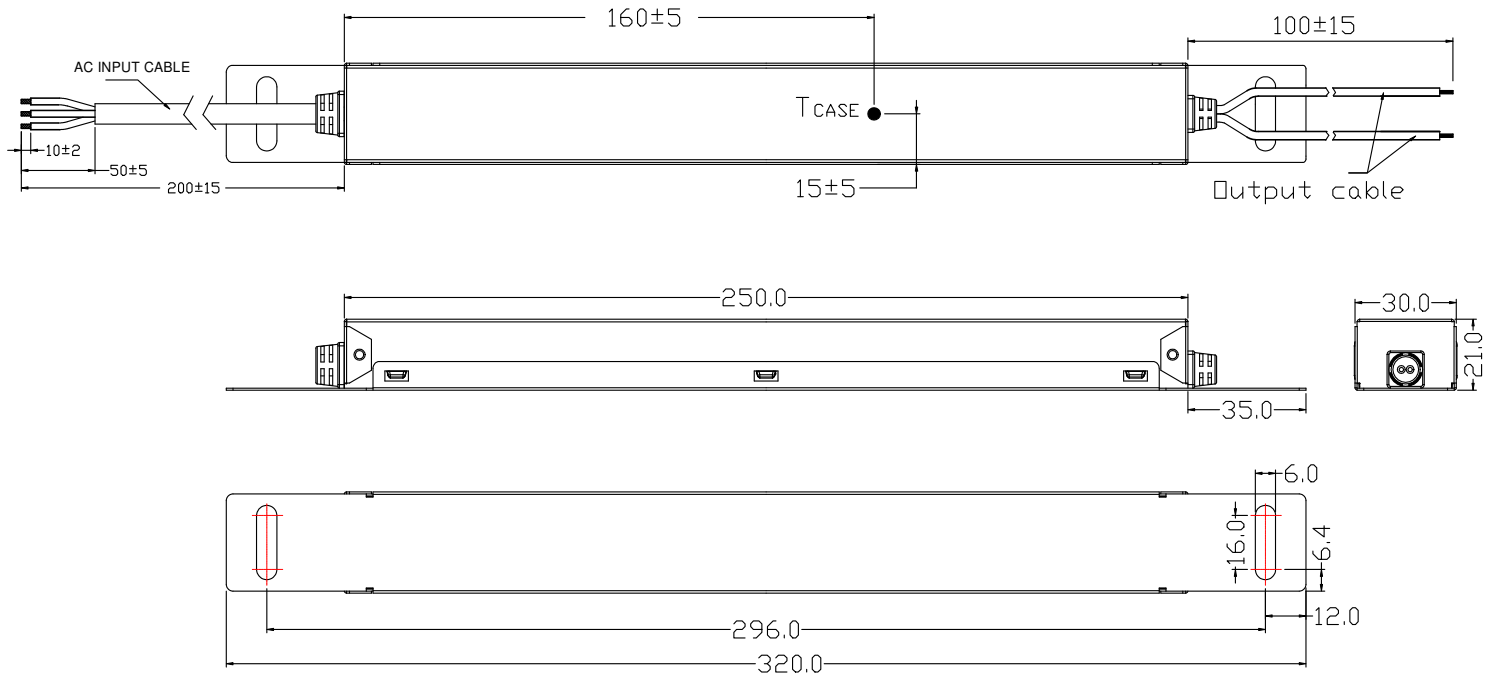
1. AC input cable: SVT 18AWG *3C[(Black(L)、White(N)、Green(G))];
2. DC output cable : UL1015 18AWG[Red(+),Black(-)];
3. Tcase is CASE's Max temperature;
4. Other ALL TOLERANCE: ± 0.5
5. UNIT:mm

ANP101 Series

Single Class 2, Slim Size; 0-10V Dimmable
LED Driver



Mechanical Drawing: Dimension #2: 40W / 20W



NOTE:

1. AC input cable: SVT 18AWG *3C[Black(L), White(N), Green(G)];
2. DC output cable :UL1015 18AWG[Red(+),Black(-)];
3. T_{case} is CASE's Max temperature;
4. Other ALL TOLERANCE: ±0.5
5. UNIT:mm